



# 2020 PRODUCT CATALOG



DESIGNED IN THE  
SUPPORTED & MADE USA  
FDA & SAMS REGISTERED  
as United Plastic Molders, Inc

105 E. Rankin Street | Jackson, Mississippi 39201  
Direct: 601-353-3193 EXT. 215 | Toll Free: 800-890-5113 | Fax: 601-353-0411  
[www.SaferWheelchairs.com](http://www.SaferWheelchairs.com)

- WHEELCHAIR/KIT PACKAGES WITH SAFER-IVC KIT INSTALLED AVAILABLE FOR SAME DAY SHIPPING ON INVACARE TRACER EX2 & SX5 WHEELCHAIRS; SIZES 16"-20" WIDE WITH 16" OR 18" SEAT DEPTHS.
- WHEELCHAIRS CAN BE SHIPPED TO OUR LOCATION FOR INSTALLATION OF KITS AT NO CHARGE \*\*

\*SAME DAY SHIPPING ON ALL ORDERS PLACED BY 12:30 PM CST

\*\*CUSTOMER RESPONSIBLE FOR ALL SHIPPING COST

#### ORDERS CAN BE PLACED BY ANY OF THE FOLLOWING:

**PHONE:** 601-353-3193      EXT. 215      **TOLL FREE:** 800-890-5113

**EMAIL:** saferlock@att.net

**FAX:** 601-353-0411      ATTN: Safer Locks

Order forms are available on our website under the Support Tab by clicking Videos, Manuals & Forms

ACCOUNTS PAYABLE: (All major credit cards accepted. Call for payment processing)

#### MAILING ADDRESS:

#### EMAIL:

Safer Locks Accounts Payable  
P.O. BOX 24567  
Jackson, MS 39225-2456


saferlock@att.net

For close to 20 years, Safer Automatic Wheelchair Locks has set the standard in wheelchair fall prevention for those who are unable to remember, or are unable to securely engage the manual wheel locks while transferring to and from their wheelchair.

Throughout the country, nursing facilities of all types, VA Medical Centers, as well as family members of those with cognitive disorders, have trusted our wheel locks to keep their residents, their loved ones, and our Veterans safer.

Safer Locks are manufactured and assembled in the USA using the highest quality materials available, allowing us to offer an unmatched two year warranty from the date of purchase on all of our products.






## ITEM ID: SAFER-IVC

### FITS THE FOLLOWING WHEELCHAIRS:

INVACARE	TRACER EX2 & SX5
INVACARE	9000 XT *
INVACARE	9000 SL
INVACARE	9000 XDT


\* FOR 9000 XT SUPER LOW OR SUPER HEMI SEE SAFER-IVC-SL



## ITEM ID: SAFER-IVC-RC

### FITS THE FOLLOWING WHEELCHAIRS:


INVACARE	TRACER SX5 RECLINER
----------	---------------------



## ITEM ID: SAFER-IVC-SL

### FITS THE FOLLOWING WHEELCHAIRS:


INVACARE	9000 XT SUPER LOW
INVACARE	9000 XT SUPER HEMI



## ITEM ID: SAFER-IVC-TR4

### FITS THE FOLLOWING WHEELCHAIRS:


INVACARE	TRACER IV
----------	-----------



## ITEM ID: SAFER-DRV

### FITS THE FOLLOWING WHEELCHAIRS:

DRIVE	SENTRA EC
-------	-----------



## ITEM ID: SAFER-DRV-C3

### FITS THE FOLLOWING WHEELCHAIRS:

DRIVE	CRUISER II
DRIVE	CRUISER III



## ITEM ID: SAFER-DRV-GT

### FITS THE FOLLOWING WHEELCHAIRS:


DRIVE	VIPER PLUS GT
-------	---------------



## ITEM ID: SAFER-SS2-NVA

### FITS THE FOLLOWING WHEELCHAIRS:

DRIVE	SILVER SPORT 1
DRIVE	SILVER SPORT 2
NOVA	5000 SERIES



## ITEM ID: SAFER-BR-U4

### FITS THE FOLLOWING WHEELCHAIRS:

BREEZY	ULTRA 4
--------	---------




## ITEM ID: SAFER-BR-600

### FITS THE FOLLOWING WHEELCHAIRS:

BREEZY	BREEZY 600
--------	------------





## ITEM ID: SAFER-MED

### FITS THE FOLLOWING WHEELCHAIRS:

MEDLINE	EXCEL K1 BASIC
MEDLINE	EXCEL 2000
MEDLINE	EXCEL K3 LIGHTWEIGHT



## ITEM ID: SAFER-MED-K4

### FITS THE FOLLOWING WHEELCHAIRS:

MEDLINE	EXCEL K4 LIGHTWEIGHT
---------	----------------------



## ITEM ID: SAFER-STAND

EASIER & SAFER: SAFELY HOLDS MANUAL WHEELCHAIRS AT THE PERFECT HEIGHT FOR ALL TYPES OF SERVICE AND REPAIR, AS WELL AS MAKING SAFER LOCK INSTALLTIONS EASIER THAN EVER

### SPECS:

ADJUSTABLE TO FIT WHEELCHAIRS FROM 16" -24" WIDE

AXLE TO FLOOR HEIGHT AT 37"

36" X 35" BASE WITH LEG EXTENSIONS

36" X 14" WITHOUT LEG EXTENSIONS

WEIGHT OF 20 LBS.

### FEATURES:

NEST PADS KEEP THE CHAIR LEVEL AND ELIMINATES ROCKING

HOLDS CHAIR ON FRAME ALLOWING WHEELS TO SPIN

HOOK & LOOP WRAPS HOLD CHAIRS SECURELY IN PLACE

PORTABLE DESIGN FOR SERVICE IN THE FIELD

DURABLE FOR EVERYDAY USE BY DME'S OR FACILITIES

### OPTIONAL ACCESSORIES:

TOOL/PARTS BIN

REMOVABLE TRANSPORT WHEELS



# PARTS



## OVERRIDE ASSEMBLY

**INCLUDES ADJUSTER, HARDWARE, HANDLE & CLAMP**

EACH

PAIR



## CAM ASSEMBLY

**SPECIFY KIT ID, LEFT, RIGHT OR PAIR**

EACH

PAIR



## PADDLE ASSEMBLY

**INCLUDES CABLE / SPECIFY KIT ID, LEFT, RIGHT OR PAIR**

EACH

PAIR



## LOCKING HUBS

**SPECIFY KIT ID AND NUMBER OF SPOKES ON WHEEL**

PAIR



## RED HUB CAPS

**SAFER LOCK KITS**

PAIR



## BLACK HUB CAPS

**SECURE LOCK KITS**

PAIR



## WASHERS

**SPECIFY KIT ID**

PAIR



## AXLE SPACERS

**SPECIFY KIT ID**

PAIR