



2019 PRODUCT CATALOG



DESIGNED IN THE
SUPPORTED & MADE USA
FDA & SAMS REGISTERED
as United Plastic Molders, Inc

105 E. Rankin Street | Jackson, Mississippi 39201
Direct: 601-353-3193 EXT. 215 | Toll Free: 800-890-5113 | Fax: 601-353-0411
www.SaferWheelchairs.com

- **INVACARE TRACER EX2 AND SX5 WHEELCHAIRS WITH SEAT WIDTH OF 16"-20" AND SEAT DEPTH OF 16" OR 18" ARE AVAILABLE FOR SAME DAY SHIPPING WITH SAFER-IVC KIT INSTALLED.**
- **WHEELCHAIRS CAN BE SHIPPED TO OUR LOCATION FOR INSTALLATION OF KITS AT NO CHARGE******

*WHEELCHAIR PRICING AVAILABLE UPON REQUEST.

**PRICES SHOWN IN CATALOG DO NOT INCLUDE SHIPPING CHARGES.

***SAME DAY SHIPPING ON ALL ORDERS PLACED BY 12:30 PM CST

****SHIPPING PAYED BY CUSTOMER BOTH WAYS

ORDERS CAN BE PLACED BY ANY OF THE FOLLOWING:

PHONE: 601-353-3193 EXT. 215 **TOLL FREE:** 800-890-5113

EMAIL: saferlock@att.net

FAX: 601-353-0411 ATTN: Safer Locks

Order forms are available online by visiting our website at www.SaferWheelchairs.com

ACCOUNTS PAYABLE: (we accept all major credit cards)

MAILING ADDRESS:

EMAIL:

Safer Locks Accounts Payable
PO BOX 24567
Jackson, MS 39225-2456

saferlock@att.net


For close to 20 years, Safer Automatic Wheelchair Locks has set the standard in wheelchair fall prevention for those who are unable to remember, or are unable to securely engage the manual wheel locks while transferring to and from their wheelchair.

Throughout the country, nursing facilities of all types, as well as VA Medical Centers and family members of those with cognitive disorders, have trusted our wheel locks to keep



Safer Locks are manufactured and assembled in the USA using the highest quality materials available and all of our products come with an unmatched two year warranty from the date of purchase.






ITEM ID: SAFER-IVC

FITS THE FOLLOWING WHEELCHAIRS:

INVACARE	TRACER EX2 & SX5
INVACARE	9000 XT *
INVACARE	9000 SL
INVACARE	9000 XDT


* FOR 9000 XT SUPER LOW OR SUPER HEMI SEE SAFER-IVC-SL



ITEM ID: SAFER-IVC-RC

FITS THE FOLLOWING WHEELCHAIRS:


INVACARE	TRACER SX5 RECLINER
----------	---------------------



ITEM ID: SAFER-IVC-SL

FITS THE FOLLOWING WHEELCHAIRS:


INVACARE	9000 XT SUPER LOW
INVACARE	9000 XT SUPER HEMI



ITEM ID: SAFER-IVC-TR4

FITS THE FOLLOWING WHEELCHAIRS:


INVACARE	TRACER IV
----------	-----------



ITEM ID: SAFER-DRV

FITS THE FOLLOWING WHEELCHAIRS:

DRIVE	SENTRA EC
-------	-----------



ITEM ID: SAFER-DRV-C3

FITS THE FOLLOWING WHEELCHAIRS:

DRIVE	CRUISER II
DRIVE	CRUISER III



ITEM ID: SAFER-DRV-GT

FITS THE FOLLOWING WHEELCHAIRS:


DRIVE	VIPER PLUS GT
-------	---------------



ITEM ID: SAFER-SS2-NVA

FITS THE FOLLOWING WHEELCHAIRS:

DRIVE	SILVER SPORT 1
DRIVE	SILVER SPORT 2
NOVA	5000 SERIES



ITEM ID: SAFER-BR-U4

FITS THE FOLLOWING WHEELCHAIRS:


BREEZY	ULTRA 4
--------	---------



ITEM ID: SAFER-BR-600

FITS THE FOLLOWING WHEELCHAIRS:

BREEZY	BREEZY 600
--------	------------



ITEM ID: SAFER-MED

FITS THE FOLLOWING WHEELCHAIRS:

MEDLINE	EXCEL K1 BASIC
MEDLINE	EXCEL 2000
MEDLINE	EXCEL K3 LIGHTWEIGHT



ITEM ID: SAFER-MED-K4

FITS THE FOLLOWING WHEELCHAIRS:

MEDLINE	EXCEL K4 LIGHTWEIGHT
---------	----------------------



ITEM ID: SAFER-STAND

EASIER & SAFER: SAFELY HOLDS MANUAL WHEELCHAIRS AT THE PERFECT HEIGHT FOR ALL TYPES OF SERVICE AND REPAIR, AS WELL AS MAKING SAFER LOCK INSTALLTIONS EASIER THAN EVER

SPECS:

ADJUSTABLE TO FIT WHEELCHAIRS FROM 16" -24" WIDE

AXLE TO FLOOR HEIGHT AT 37"

36" X 35" BASE WITH LEG EXTENSIONS

36" X 14" WITHOUT LEG EXTENSIONS

WEIGHT OF 20 LBS.

FEATURES:

NEST PADS KEEP THE CHAIR LEVEL AND ELIMINATES ROCKING

HOLDS CHAIR ON FRAME ALLOWING WHEELS TO SPIN

HOOK & LOOP WRAPS HOLD CHAIRS SECURELY IN PLACE

PORTABLE DESIGN FOR SERVICE IN THE FIELD

DURABLE FOR EVERYDAY USE BY DME'S OR FACILITIES

OPTIONAL ACCESSORIES:

TOOL/PARTS BIN

REMOVABLE TRANSPORT WHEELS

PARTS



OVERRIDE ASSEMBLY

INCLUDES ADJUSTER, HARDWARE, HANDLE & CLAMP

EACH

PAIR



CAM ASSEMBLY

SPECIFY KIT ID, LEFT, RIGHT OR PAIR

EACH

PAIR



PADDLE ASSEMBLY

INCLUDES CABLE / SPECIFY KIT ID, LEFT, RIGHT OR PAIR

EACH

PAIR



LOCKING HUBS

SPECIFY KIT ID AND NUMBER OF SPOKES ON WHEEL

PAIR



RED HUB CAPS

SAFER LOCK KITS

PAIR



BLACK HUB CAPS

SECURE LOCK KITS

PAIR



WASHERS

SPECIFY KIT ID

PAIR



AXLE SPACERS

SPECIFY KIT ID

PAIR